



New Wireless Solution



COMPACT MAGIC-FIT holder

Ultra Narrow Pitch, 12.5mm is feasible for heavy duty industrial process



Standard MAGIC-FIT holder

Very simple to use.
Fast, Simple & Smart



TOSHIBA new MAGIC-FIT is the best connector to fix infrared halogen emitters for whatever application. This connector is wireless and fast, simple and smart to fix infrared emitters when assembled and replaced.

If you still adopt complex wiring system with infrared halogen emitters in your module, not only you need time for assembly the heating system, but also your clients may face:

- > Losing time to replace infrared emitters
- > Losing time to restart production

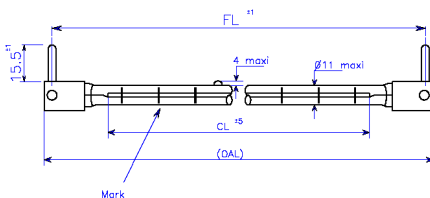
and you know well, time is money.

TOSHIBA new MAGIC-FIT can easily fix infrared halogen emitters, this brings benefits to both of you and your client:

Benefits

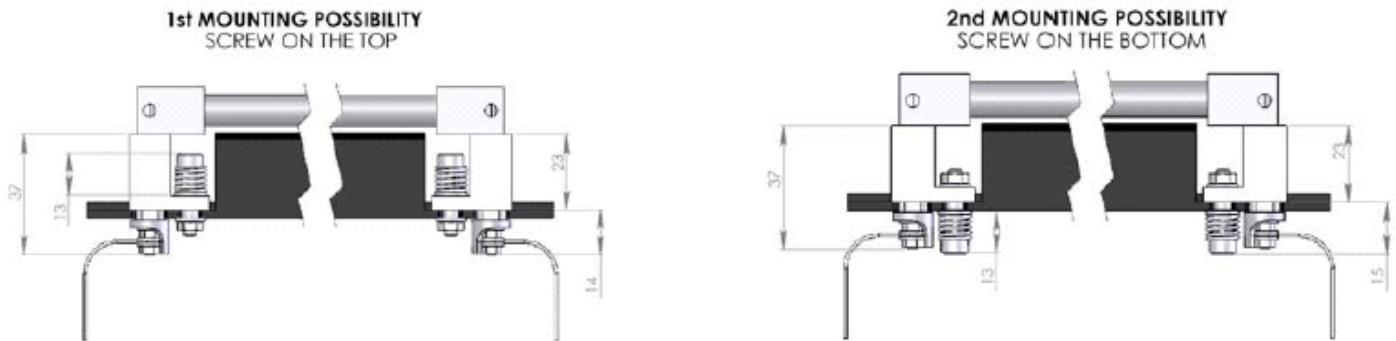
- > Saving time to replace
- > Saving maintenance time (Maximizing production throughput)
- > Saving maintenance cost
- > Saving labor cost
- > Saving assembly time (OEM & set maker)
- > Wireless (on emitter)
- > Reliable & safe
- > High performance matching to heavy-duty industrial process.
- > Simple & compact

TOSHIBA new MAGIC-FIT therefore brings you a lot of benefits and advantages to save time and money. This new concept of using infrared emitters is more user-friendly and smart.



Fast, Simple & Smart to fix Infrared Emitters

Example for assembly (by COMPACT MAGIC-FIT holder)



General application design tips

- > Receptacle fixation: Ensure absorption of stress created by emitter unit thermal expansion.
- > Keep necessary creepage distance and space for insulation to follow safety regulation such as UL, CE and concerned norms.
- > Provide mechanism to avoid loosening of screws that receive mechanical as well as thermal repetitive stress.

Handling caution

- > Do not touch metal surface with bare fingers.
- > Insert into and pull out from the female socket with great care to avoid damages.
- > Insert the male terminal completely for emitter insertion.
- > Ensure not to give mechanical stress to the parts when removing the emitter.
- > Ensure to stop power supply while assembling /replacing emitters.
- > Don't touch while the products are hot.
- > Follow the handling caution & instruction sheet for infrared heater(s) as well.

Technical Data

- > Maximum Voltage : 400Vac (depends on application design)
- > Maximum current : 25Aac continuous, in room temperature environment
- > Maximum temperature at the contact: 340 degree Celsius
- > Insertion force : 8 N max
- > Holding force : 6 N max
- > Insert-in / Pull-out : 100 times max
- > Atmosphere : Under non corrosive gas
- > Storage condition : Room temperature, 10-90% RH (relative humidity), without dew.
- > Ring tongue terminal suggested to connection onto the female part with high temperature resist wire-harness.

Contents to change without notice.

Secretive Tips (FAQ)

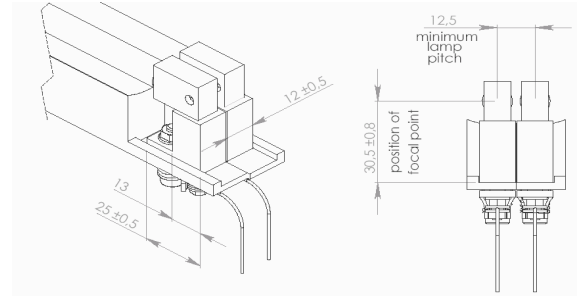
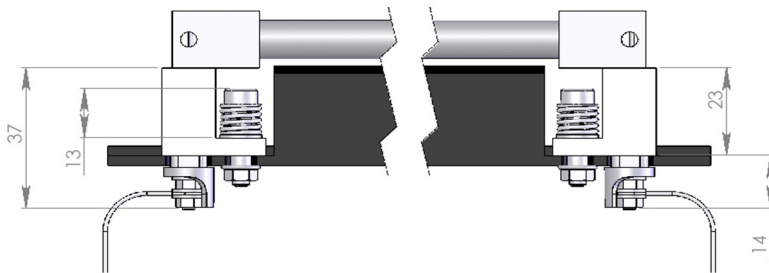
"How to design a receptacle fixation?" Such as more secretive tips are available in details for OEM & set maker.



Connect to :
www.toshiba-lighting.com

Contact us :
TOSHIBA LIGHTING PRODUCTS (France)
42 Rue St Dizier
54000 Nancy
Phone : + 33 (0) 3 83 39 00 83

Dimensions, COMPACT MAGIC-FIT holder



Dimensions, STANDARD MAGIC-FIT holder

